

Steelcase®




D1223

Think
Seating

Visit Steelcase.com

 facebook.com/Steelcase  twitter.com/Steelcase  youtube.com/SteelcaseTV

Concept and Design / Steelcase
15-E0000087 03/15 © 2015 Steelcase Inc. All rights reserved. All specifications subject to change without notice.
Printed on at least 60% recycled paper. Cert no. BV-COC-858659. Printed in France by OTT Imprimeurs – Wasselonne.





C9541 | THINK CHAIR (PM, 3D KNIT 01, AT04) , B-FREE DESK (WY), B-FREE SCREEN (KNIT 73)

8 MINUTES

All workers today are mobile to some degree. The average worker spends 8 minutes per transition to settle in and refocus.

Research conducted between 2009 and 2011 by Details and IDEO.

Mobility in today's workplace

We are more mobile than ever. It's not a fleeting trend.

Mobility not only impacts the way we work, but also the way we sit. Today's workplace demands a chair that anticipates posture and body movement. A chair that makes the most of our sit time.

Think is designed to better meet the demands of today's mobile world. Its advanced technology supports work anywhere and everywhere.



Everywhere Chair

Think provides users with a variety of postures, including seated height and stool height. It easily supports all work, from collaborative group work to focused work.

Think easily integrates into today's workplace, allowing users the choice and control over how and where they work.



C9606 | THINK CHAIR (SL, 3D KNIT 01, AT04) , OLOGY DESK (ZN, AT), PARTITO SCREEN (AT01)

ADAPTIVE BOLSTERING

Adaptive Bolstering in the seat cushion allows the seat to conform the user's shape, providing dynamic support that can adapt to the body as postures change.

ADVANCED WEIGHT-ACTIVATED MECHANISM

Think's Advanced Weight-Activated Mechanism with synchronised the tilt, moves as fluidly as the human body. It provides a recline resistance that is proportional to the user body weight, while keeping oriented to its work.

Smart

Think is smart enough to support both impromptu collaborative work, or an all day sit needed for focused work. It intuitively adjusts as a user moves, allowing them to get to work faster.

FLEXIBLE SEAT EDGE

The seat edge is designed to adjust automatically to users movements and relieve pressure on the back of the legs.



D0987 | THINK CHAIR (PM, 3D KNIT 14, AT15)



C9356

Simple

Think easily creates maximum customized comfort with a minimum number of adjustments.



C9358



D1224

DUAL-ENERGY LUMBAR

Uses embedded spring energy to follow and support the natural motion of the spine.

INTEGRATED LIVEBACK SYSTEM

Think's LiveBack system is composed of a robust flexible back frame, an integrated membrane and a height adjustable lumbar support with flexors that gives to the user's back a natural sense of movement.



Sustainable

Think has been an icon of sustainable design that has set a new standard in the industry.

Think was the first product on the planet to receive Cradle-to-Cradle certification, was Indoor Air Quality Gold and NF Environnement certified.

This new version of Think pushes sustainable design even further by incorporating more recycled content, notably in the plastic base and back frame made out of PA6 glass fiber.

The newly incorporated recycled content significantly reduces carbon emissions: in the U.S. alone, the emission reduction is equal to 4,9 million kilometers driven*.

**based on a US manufactured product for one year sales volumes in the USA.
For carbon footprint equivalent references, more info at:
<http://www.basecarbone.fr>*



C9336

Sophisticated

Think features a refined aesthetic, combining beauty and functionality. A variety of surface materials and a range of product options, make it easy to integrate Think into any application.



C9366



C9340



C9349



D0986



D0983



D1207



ADJUSTABLE ARMS

Height, width, pivot, depth-adjustable arms are mounted to the mechanism to keep the user's arms level, even in a reclined posture, helping to stay oriented to different workstyles.



INTEGRATED LIVEBACK SYSTEM

Back Flexors are linked together to provide integrated and prescribed movement. They sense movements in the back and self-adjust to provide optimal support following the natural shape of the user's spine.

DUAL-ENERGY LUMBAR

Dual Energy Lumbar uses embedded spring energy to provide responsive lumbar support as postures changes.

Comfort and performance

Think offers smart and simple features dedicated to the user's comfort.

SEAT DEPTH

Adjustable seat depth positioned forward or backward allows users of different shapes and sizes to achieve long-term comfort.

COMFORT DIAL

Allows users to quickly adjust to one of these four comfort settings:

- Upright back lock
- Mid-stop recline
- Full recline with weight-activated tension + 20% boost
- Full recline with weight-activated tension



ADAPTIVE BOLSTERING

Adaptive bolstering in the seat cushion allows the seat to conform to different body shapes, providing dynamic support that can adapt the change of postures.

FLEXIBLE SEAT EDGE

Flexible seat edge is designed to adjust automatically and relieve pressure on the back of the legs.

STATEMENT OF LINE

TASK CHAIR



3D Knit back with upholstered seat (chair)



Upholstered back and seat (chair)

DRAUGHTMAN



3D Knit back with upholstered seat (chair)



Upholstered back and seat (chair)

DIMENSIONS (mm)

	Task Chair with/without armrests	Draughtman with/without armrests
Overall length	970	1130
Overall width	520/730	520/730
Overall depth	580	580
Diameter base	660	660

COMPONENTS

Arms

Adjustable arms
Fixed arm
Armless

Additional options

Polished aluminium base
Painted aluminum base
Glides

SURFACE MATERIALS

Finishes below are ones shown in the brochure:

Frame Finishes

-  Black
-  Seagull
-  Platinum Metallic

3D Knit Fabrics

-  01 Black
-  02 Coconut
-  10 Beige
-  12 Apple green
-  13 Orange
-  14 Scarlet
-  15 Blue jay
-  17 Nickel

Colors are representative and may vary slightly from actual material.

More colors and materials are available, please check with your dealer.

SUSTAINABILITY

DESIGNING FOR THE ENVIRONMENT REQUIRES INNOVATIVE THINKING AND SOLUTIONS.



LIFE CYCLE

During our products development process we consider each stage of the life cycle: from materials extraction, production, transport, use and reuse, until the end of its life.

MATERIALS

Think pushes sustainable design even further by incorporating more recycled content than its previous version, notably in the plastic base and back frame made out of PA6 glass fiber.

The newly incorporated recycled content significantly reduces carbon emissions: in the U.S. alone, the emission reduction is equal to 4,9 million kilometers driven.

PRODUCTION

Made by Steelcase in Sarrebourg

Uses powder-coat paints: VOC-free and free of heavy metals.

TRANSPORT

Made in Europe, close to customers.

4 pieces optimised packaging to keep transport volumes as low as possible and improve filling rates.

The new version of Think represents 32% of volume gained thanks to the new Ecosmart packaging.

USE

Designed for a long product life, with replaceable parts.

Materials meet stringent health and indoor air quality criteria.

Maintenance information available upon request.

END OF LIFE

Quick and easy disassembly.

Plastic parts clearly labelled for easy sorting and effective recycling.


Designed to ensure responsible end of use strategies - refurbishing, charitable donation or recycling.

CERTIFICATIONS

To show continuous improvements, we communicate XXX environmental performance through voluntary environmental labels and declarations. Sustainability related actions and results are communicated in the annual Steelcase Corporate Responsibility report.

PRODUCT

 EPD Environmental Product Declaration - Targeted


 PEP Product Environmental Profile - Targeted

 NF Environnement - Targeted


 Office Excellence Certifié - Targeted

 PSC Certified Indoor Advantage Gold - Targeted


MATERIALS

 OekoTex 100 - Confidence in textiles

 European Eco-Label - for textiles

 Cradle-to-Cradle - for textiles

PLANTS

 ISO 14001 - Environmental management system

 OHSAS 18001 - Occupational Health and Safety Assessment Series

FIND OUT MORE

Visit [steelcase.com](https://www.steelcase.com) to discover more about Steelcase's unique ecodesign strategy.